

Test Report No. S08MEC06138/2/YWA
dated 20 Oct 2008



PSB Singapore

**Choose certainty.
Add value.**

Note: This report is issued subject to TÜV SÜD PSB's "Terms and Conditions Governing Technical Services".
The terms and conditions governing the issue of this report are set out as attached within this report.

SUBJECT:

Fire propagation test on "Smile Board" Cement Bonded Particle Board material
submitted by Panel World Co., Ltd on 03 Oct 2008.

TESTED FOR:

Panel World Co., Ltd
83/1 Moo 11 Sethakit 1 Rd.,
Klongmadue, Krathumban,
Samutsakhorn
Thailand 74110

Attn: Mr Veekrit Palarit

DATE OF TEST:

08 Oct 2008

PURPOSE OF TEST:

To determine the Index of Performance of the material when it is exposed to the conditions of the test specified in British Standard 476 : Part 6 : 1989 "Method of test for fire propagation for products".

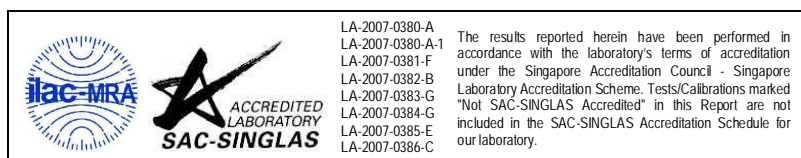
The test was conducted at TÜV SÜD PSB fire test laboratory located at No. 10 Tuas Avenue 10, Singapore 639134.



Laboratory:
TUV SUD PSB Pte. Ltd.
Testing Services
No.1 Science Park Drive
Singapore 118221

Phone : +65-6885 1333
Fax : +65-6776 8670
E-mail: testing@tuv-sud-psb.sg
www.tuv-sud-psb.sg
Co. Reg : 199002667R

Regional Head Office:
TUV SUD Asia Pacific Pte. Ltd.
3 Science Park Drive, #04-01/05
The Franklin, Singapore 118223
TUV®



The results reported herein have been performed in accordance with the laboratory's terms of accreditation under the Singapore Accreditation Council - Singapore Laboratory Accreditation Scheme. Tests/Calibrations marked "Not SAC-SINGLAS Accredited" in this Report are not included in the SAC-SINGLAS Accreditation Schedule for our laboratory.



DESCRIPTION OF SAMPLES:

6 pieces of sample, said to be "Smile Board" Cement Bonded Particle Board (20mm thick x 1100-1300kg/m³) material comprising of Wood and Cement, each of nominal size of 225mm x 225mm were received.

TEST PROCEDURE:

Three specimens were tested with smooth face exposed to the specified heating conditions, in an apparatus conforming to paragraph 5 and illustrated in Figures 1 to 3 of the Standard.

The calibration and test procedures were as defined in paragraphs 8 and 9 respectively, of the specification. The apparatus was calibrated prior to test and the actual calibration curve obtained is shown in Figure 1 of this report.

RESULTS OF TEST:

The mean temperature rise above ambient obtained from three specimens is also shown in Figure 1 (i.e. with the actual calibration curve). The mean temperature readings for the material and the calibration curve were obtained at the following intervals from the start of the test: at 1/2 minute intervals up to 3 minutes, at 1 minute intervals from 4 to 10 minutes, and at 2 minutes intervals from 12 to 20 minutes.

Two handwritten signatures in black ink. The first signature is on the left and the second is on the right. Both appear to be stylized and illegible.



RESULTS OF TEST: (Cont'd)

From these readings, the index of performance for the material was determined as follows:

$$s_1 = \sum_{t=0.5}^{t=3} \frac{\Theta_s - \Theta_c}{10t}; \quad s_2 = \sum_{t=4}^{t=10} \frac{\Theta_s - \Theta_c}{10t}$$

and $s_3 = \sum_{t=12}^{t=20} \frac{\Theta_s - \Theta_c}{10t};$

$$S = s_1 + s_2 + s_3$$

where S = Index of performance for each of the specimens tested and s_1 , s_2 and s_3 are sub-indices

t = Time in minutes from the origin at which readings are taken.

Θ_s = Temperature rise in deg. C for the specimen at time, t

Θ_c = Temperature rise in deg. C for the calibration sheet at time, t

In computations only the positive value of $\frac{\Theta_s - \Theta_c}{10t}$ was used.



RESULTS OF TEST: (Cont'd)

The following test results were obtained for each specimen tested:

Specimen	Sub-Indices			Index of Performance
	S ₁	S ₂	S ₃	S
A	0.0	0.3	0.4	0.7
B	0.0	0.2	0.5	0.7
C	0.0	0.2	0.5	0.7

CONCLUSION:

The test results obtained for the sample tested are as follows:

Index of overall performance, I = 0.7
(Fire propagation index)

Sub-index, i₁ = 0.0


Sub-index, i₂ = 0.2

Sub-index, i₃ = 0.4

REMARKS:

1. The test results relate only to the behaviour of the test specimens of the product under the particular conditions of test; they are not intended to be the sole criterion for assessing the potential fire hazard of the product in use.
2. The sample was tested with smooth face exposed to the heat and backed with calcium silicate board.


Ong Kian Huat
Associate Engineer


Chan Lung Toa
Product Manager
(Fire Safety & Security Products)
Mechanical

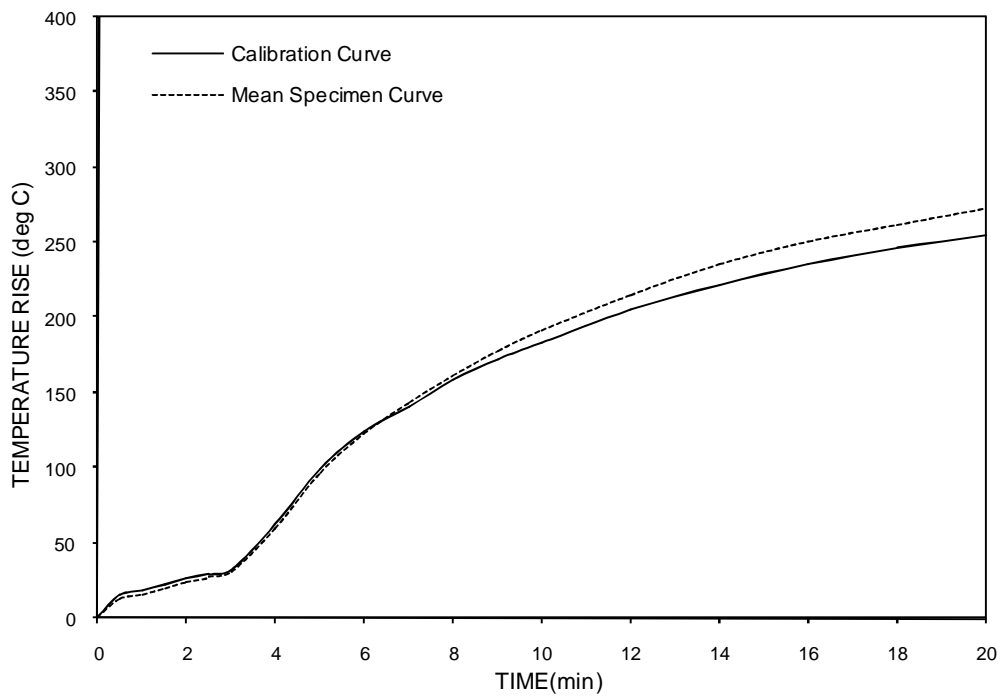


FIGURE 1 : COMPARISON OF MEAN SPECIMEN AND CALIBRATION CURVES

Test Report No. S08MEC06138/2/YWA
dated 20 Oct 2008



PSB Singapore

Report is issued under the following conditions:

1. Results of the testing/calibration in the form of a report will be issued immediately after the service has been completed or terminated.
2. Unless otherwise requested, a report shall contain only technical results. Analysis and interpretation of the results and professional opinion and recommendations expressed thereupon, if required, shall be clearly indicated and additional fee paid for, by the Client.
3. This report applies to the sample of the specific product/equipment given at the time of its testing/calibration. The results are not used to indicate or imply that they are applicable to other similar items. In addition, such results must not be used to indicate or imply that TÜV SÜD PSB approves, recommends or endorses the manufacturer, supplier or user of such product/equipment, or that TÜV SÜD PSB in any way "guarantees" the later performance of the product/equipment.
4. The sample/s mentioned in this report is/are submitted/supplied/manufactured by the Client. TÜV SÜD PSB therefore assumes no responsibility for the accuracy of information on the brand name, model number, origin of manufacture, consignment or any information supplied.
5. Additional copies of the report are available to the Client at an additional fee. No third party can obtain a copy of this report through TÜV SÜD PSB, unless the Client has authorised TÜV SÜD PSB in writing to do so.
6. TÜV SÜD PSB may at its sole discretion add to or amend the conditions of the report at the time of issue of the report and such report and such additions or amendments shall be binding on the Client.
7. All copyright in the report shall remain with TÜV SÜD PSB and the Client shall, upon payment of TÜV SÜD PSB's fees for the carrying out of the tests/calibrations, be granted a license to use or publish the report to the third parties subject to the terms and conditions herein, provided always that TÜV SÜD PSB may at its absolute discretion be entitled to impose such conditions on the license as it sees fit.
8. Nothing in this report shall be interpreted to mean that TÜV SÜD PSB has verified or ascertained any endorsement or marks from any other testing authority or bodies that may be found on that sample.
9. This report shall not be reproduced wholly or in parts and no reference shall be made by the Client to TÜV SÜD PSB or to the report or results furnished by TÜV SÜD PSB in any advertisements or sales promotion.
10. Unless otherwise stated, the tests are carried out in TÜV SÜD PSB Pte Ltd, No.1 Science Park Drive Singapore 118221.

January 2008